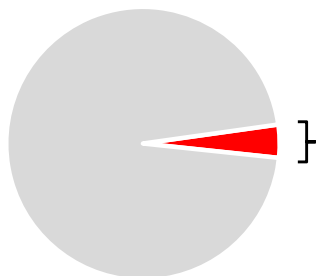



WHERE UMD STUDENTS COME FROM: FOREIGN STUDENTS

FOREIGN UNDERGRAD STUDENTS



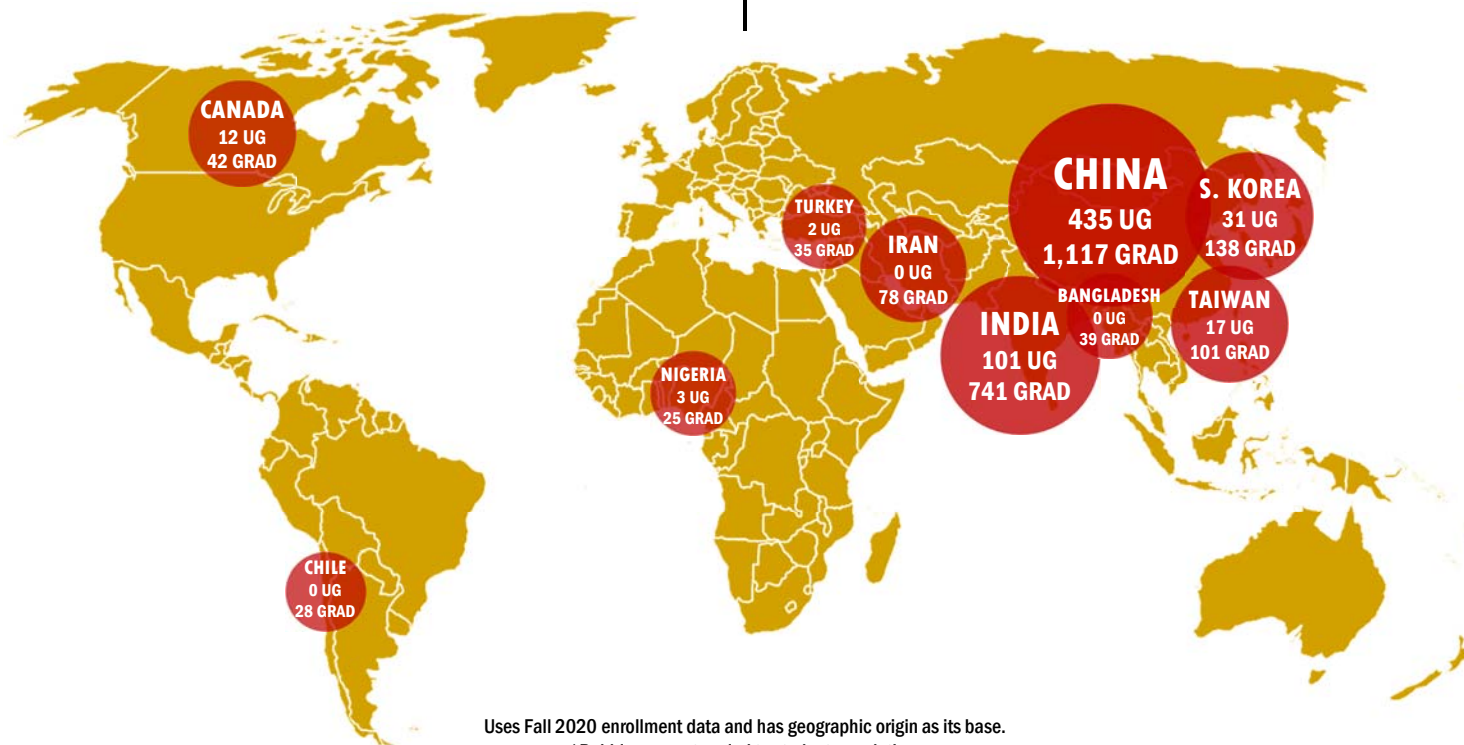
3.9%
OF FALL 2020 UNDERGRAD
STUDENT POPULATION

FOREIGN GRADUATE STUDENTS



29.1%
OF FALL 2020 GRAD
STUDENT POPULATION

60.9% CHINA



CHINA 39.2%

14.1% INDIA

INDIA 26.0%

4.3% SOUTH KOREA

SOUTH KOREA 4.8%

2.4% TAIWAN

TAIWAN 3.5%

1.7% CANADA

IRAN 2.7%

1.5% SAUDI ARABIA

CANADA 1.5%

TURKEY 1.4%

15.0%
COUNTRIES WITH 15
STUDENTS OR LESS

20.8%
COUNTRIES WITH 35
STUDENTS OR LESS

Uses Fall 2020 enrollment data and has geographic origin as its base.
*Bubbles are not scaled to student population.

FOREIGN COUNTRIES REPRESENTED IN FALL 2020 STUDENT POPULATION: 105

AFGHANISTAN · ARGENTINA · AUSTRALIA · AUSTRIA · BAHAMAS · BAHRAIN · BANGLADESH · BELARUS · BERMUDA · BOLIVIA · BRAZIL · BULGARIA · BURKINA FASO · BURMA MYANMAR · CAMBODIA · CAMEROON · CANADA · CHILE · CHINA · COLOMBIA · COMORO ISLANDS · CONGO (KINSHASA) · COSTA RICA · COTE D IVOIRE · CROATIA · CZECH REPUBLIC · DOMINICA · DOMINICAN REPUBLIC · ECUADOR · EGYPT · EL SALVADOR · ETHIOPIA · FEDERATED STATES OF MICRONESIA · FRANCE · GABON · GAMBIA · GEORGIA · GERMANY · GHANA · GREECE · GUATEMALA · HONDURAS · HONG KONG · HUNGARY · ICELAND · INDIA · INDONESIA · IRAN · ISRAEL · ITALY · JAMAICA · JAPAN · JORDAN · KAZAKHSTAN · KENYA · KUWAIT · LATVIA · LEBANON · LUXEMBOURG · MADAGASCAR · MALAYSIA · MALI · MEXICO · MOLDOVA · MONGOLIA · MONTENEGRO · MOROCCO · NEPAL · NETHERLANDS · NEW ZEALAND · NIGERIA · PAKISTAN · PANAMA · PERU · POLAND · PORTUGAL · QATAR · ROMANIA · RUSSIA · SAUDI ARABIA · SERBIA · SIERRA LEONE · SINGAPORE · SLOVENIA · SOUTH AFRICA · SOUTH KOREA · SPAIN · SRI LANKA (CEYLON) · SUDAN · SWITZERLAND · SYRIA · TAIWAN · THAILAND · TRINIDAD & TOBAGO · TURKEY · UGANDA · UKRAINE · UNITED ARAB EMIRATES · UNITED KINGDOM · URUGUAY · UZBEKISTAN · VENEZUELA · VIETNAM · ZAMBIA · ZIMBABWE