

UNIVERSITY OF MARYLAND CAMPUS OVERVIEW

FOUNDED IN 1856

FLAGSHIP SCHOOL OF UNIVERSITY SYSTEM OF MARYLAND

1,250 ACRE CAMPUS

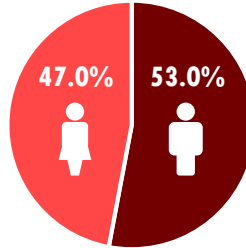
12 ACADEMIC COLLEGES AND SCHOOLS

92 BACHELOR DEGREE PROGRAMS | 107 MASTERS DEGREE PROGRAMS | 83 DOCTORAL DEGREE PROGRAMS

40,521
TOTAL STUDENTS

29,868
UNDERGRADUATE
STUDENTS

10,653
GRADUATE
STUDENTS



19,059
FEMALE
STUDENTS

21,462
MALE
STUDENTS

WHITE:U.S.	18,980	46.8%
BLACK OR AFRICAN AMERICAN:U.S.	4,605	11.4%
ASIAN:U.S.	5,687	14.0%
AMERICAN INDIAN OR ALASKA NATIVE:U.S.	38	0.1%
NATIVE HAWAIIAN OR OTHER PACIFIC ISLANDER:U.S.	27	0.1%
HISPANIC:U.S.	3,316	8.2%
UNKNOWN:U.S.	1,236	3.1%
TWO OR MORE:U.S.	1,482	3.7%
FOREIGN	5,150	12.8%

UMD HAS STUDENTS FROM ALL **50** STATES AND **116** DIFFERENT COUNTRIES.

75.7% OF ALL UMD UNDERGRADUATES ARE MARYLAND RESIDENTS.

FIRST-YEAR UNDERGRADUATE RETENTION RATE: **95.8%**

Enrollments and figures are from Fall 2017. 1-year retention rate is based upon full time, degree-seeking, new first-time students entering in Fall 2016.

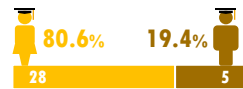
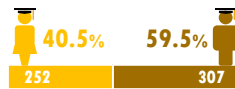
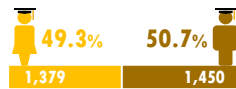
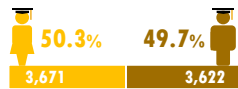
10,714
TOTAL DEGREES
AWARDED

7,293
BACHELORS

2,829
MASTERS

559
DOCTORAL
RESEARCH SCHOLAR

33
DOCTORAL
PROFESSIONAL PRACTICE



FOUR-YEAR UNDERGRADUATE GRADUATION RATE

SIX-YEAR UNDERGRADUATE GRADUATION RATE



Degree data are from FY 2017. Four-year and six-year graduation rates are based upon full time, degree-seeking, new first-time students entering in Fall 2013 and Fall 2011 respectively.

4,428
TOTAL FACULTY

- 3 NOBEL LAUREATES
- 6 PULITZER PRIZE WINNERS
- 60 MEMBERS OF THE NATIONAL ACADEMIES

STUDENT-FACULTY RATIO:



Faculty and award data based on Fall 2017 data. Faculty counts are based on Standard Occupation Classification (SOC) code.