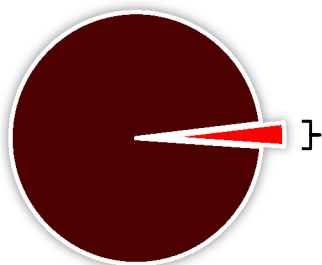



WHERE UMD STUDENTS COME FROM: FOREIGN STUDENTS

FOREIGN UNDERGRAD STUDENTS

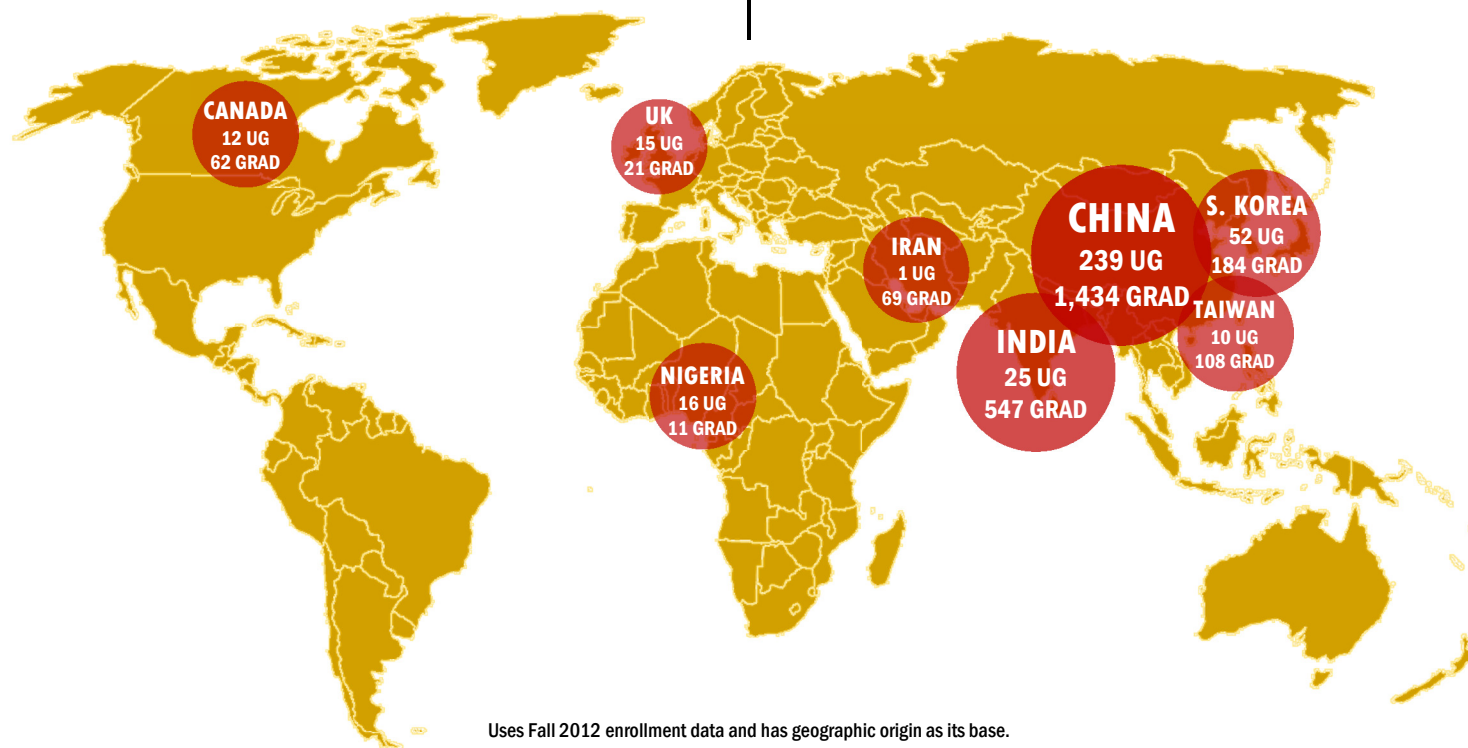


3.0%
OF FALL 2012 UNDERGRAD
STUDENT POPULATION

FOREIGN GRADUATE STUDENTS



29.4%
OF FALL 2012 GRAD
STUDENT POPULATION



Uses Fall 2012 enrollment data and has geographic origin as its base.

FOREIGN COUNTRIES REPRESENTED IN FALL 2012 STUDENT POPULATION: 128

- AFGHANISTAN · ALBANIA · ANTIGUA AND BARBUDA · ARGENTINA · ARMENIA · AUSTRALIA · AUSTRIA · AZERBAIJAN · BANGLADESH · BELGIUM · BELIZE · BENIN · BOLIVIA · BOTSWANA · BRAZIL · BULGARIA · BURKINA FASO · BURMA (MYANMAR) · CAMEROON · CANADA · CHILE · CHINA · COLOMBIA · CONGO, DEMOCRATIC REPUBLIC OF THE · COSTA RICA · COTE D IVOIRE · CROATIA · CYPRUS · CZECH REPUBLIC · DENMARK · DOMINICAN REPUBLIC · ECUADOR · EGYPT · EL SALVADOR · ENGLAND (GREAT BRITAIN) · ETHIOPIA · FIJI ISLANDS · FINLAND · FRANCE · GABON · GEORGIA · GERMANY · GHANA · GREECE · GUATEMALA · GUINEA REPUBLIC · GUYANA · HAITI · HONG KONG · HUNGARY · ICELAND · INDIA · INDONESIA · IRAN · IRAQ · IRELAND · ISRAEL · ITALY · JAMAICA · JAPAN · JORDAN · KAZAKHSTAN · KENYA · KOREA, REPUBLIC OF (SOUTH) · KUWAIT · KYRGYZSTAN · LEBANON · LIBYA · LITHUANIA · MACAU · MACEDONIA · MADAGASCAR · MALAWI · MALAYSIA · MALI · MALTA · MAURITIUS · MEXICO · MONGOLIA · MOROCCO · NEPAL · NETHERLANDS · NETHERLANDS (ANTILLES) · NEW ZEALAND · NICARAGUA · NIGERIA · NORWAY · PAKISTAN · PANAMA · PARAGUAY · PERU · PHILIPPINES · POLAND · PORTUGAL · QATAR · ROMANIA · RUSSIA · SAINT LUCIA · SAINT VINCENT · SAUDI ARABIA · SENEGAL · SERBIA · SERBIA AND MONTENEGRO · SIERRA LEONE · SINGAPORE · SLOVAK REPUBLIC · SLOVENIA · SOUTH AFRICA · SPAIN · SRI LANKA (CEYLON) · SUDAN · SWEDEN · SWITZERLAND · SYRIA · TAIWAN, REPUBLIC OF CHINA · THAILAND · TRINIDAD & TOBAGO · TUNISIA · TURKEY · UGANDA · UKRAINE · UNITED ARAB EMIRATES · UNITED KINGDOM · URUGUAY · UZBEKISTAN · VENEZUELA · VIETNAM · WEST BANK

40.6%

CHINA

8.8%

SOUTH KOREA

4.3%

INDIA

2.7%

NIGERIA

2.6%

UNITED KINGDOM

2.0%

CANADA

41.3%

COUNTRIES WITH 10
STUDENTS OR LESS

CHINA

45.9%

INDIA

17.5%

SOUTH KOREA

5.9%

TAIWAN

3.5%

IRAN

2.2%

CANADA

2.0%

TURKEY

1.4%

JAPAN

1.2%

HONG KONG

1.1%

COUNTRIES WITH 30-21 STUDENTS

2.9%

COUNTRIES WITH 20-11 STUDENTS

9.2%

COUNTRIES WITH 10 STUDENTS OR LESS

7.3%