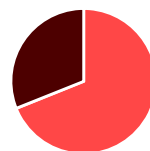


2015 UMD COLLEGE PROFILE SCHOOL OF PUBLIC HEALTH

UNDERGRADUATES: 2,163

8% OF ALL UMD UNDERGRADUATES

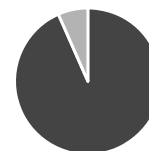
Race/Ethnicity	Female	Male	TOTAL
White:U.S.	640	287	927
Black or African American:U.S.	341	149	490
Asian:U.S.	221	115	336
American Indian or Alaska Native:U.S.	4	3	7
Native Hawaiian or Other Pacific Islander:U.S.	4	-	4
Hispanic:U.S.	170	72	242
Unknown:U.S.	23	3	26
Two or More:U.S.	69	38	107
Foreign	19	5	24
TOTAL	1,491	672	2,163



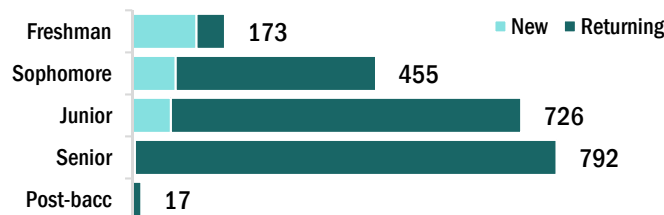
69% Female
31% Male



55% Minority:U.S.
1% International



93% Full-time
7% Part-time



1-YEAR RETENTION RATE (FALL 2014 COHORT)

97.8%

NEW FIRST-TIME STUDENTS: 104

3% OF ALL UMD NEW FIRST-TIME STUDENTS



75% Female
25% Male



52% Minority:U.S.
0% International

SAT SCORES:

	MATH	CRITICAL READING	COMBINED MATH + READING
25 TH PERCENTILE	580	560	1160
75 TH PERCENTILE	670	658	1310

AVERAGE HIGH SCHOOL WEIGHTED GPA: **4.10**

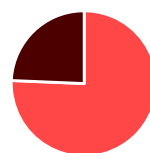
69% ENTERED UMD WITH COLLEGE CREDIT.

AVERAGE NO. OF CREDITS TRANSFERRED: **13.1**

GRADUATE STUDENTS: 329

3% OF ALL UMD GRADUATE STUDENTS

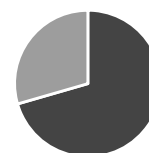
Race/Ethnicity	Female	Male	TOTAL
White:U.S.	101	31	132
Black or African American:U.S.	56	22	78
Asian:U.S.	37	7	44
American Indian or Alaska Native:U.S.	1	-	1
Native Hawaiian or Other Pacific Islander:U.S.	-	-	-
Hispanic:U.S.	10	6	16
Unknown:U.S.	6	5	11
Two or More:U.S.	7	2	9
Foreign	31	7	38
TOTAL	249	80	329



76% Female
24% Male



45% Minority:U.S.
12% International



71% Full-time
29% Part-time



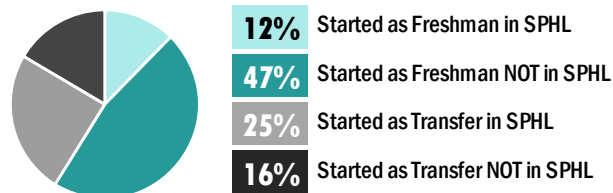
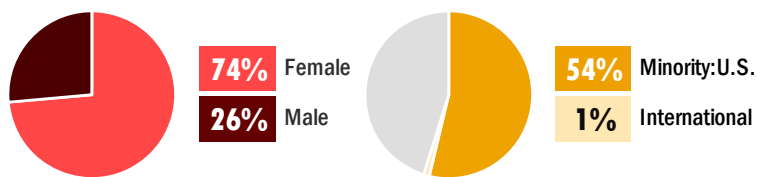
FALL 2015 ENROLLMENTS

2015 UMD COLLEGE PROFILE SCHOOL OF PUBLIC HEALTH

FY2015 DEGREES AWARDED

BACHELOR'S DEGREES: 651

9% OF ALL UMD BACHELOR'S DEGREES



4-YEAR GRADUATION RATE (FALL 2011 COHORT)

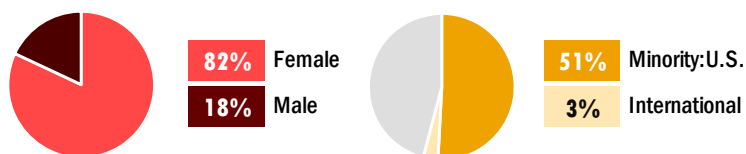


6-YEAR GRADUATION RATE (FALL 2009 COHORT)



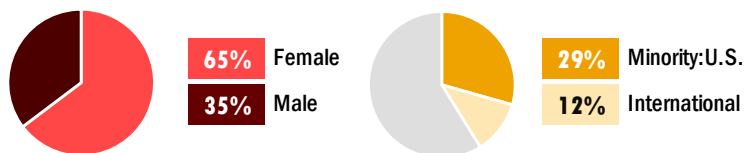
MASTER'S DEGREES: 61

2% OF ALL UMD MASTER'S DEGREES



DOCTORAL DEGREES: 17

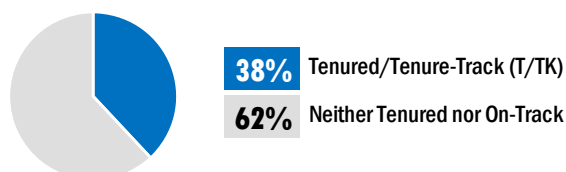
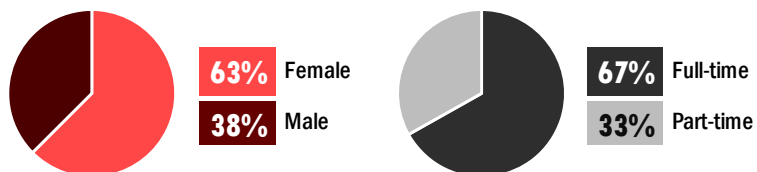
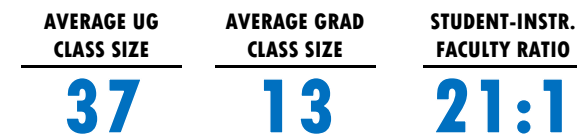
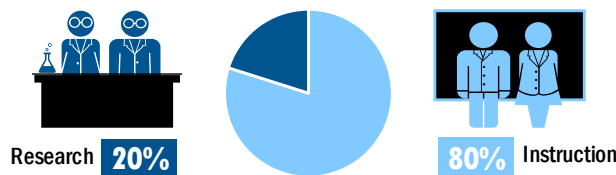
2% OF ALL UMD DOCTORAL DEGREES



FACULTY: 184

4% OF ALL UMD FACULTY

	Female	Male	TOTAL
Faculty - Primarily Instruction	82	65	147
Full-time	56	39	95
Part-time	26	26	52
Faculty - Primarily Research	33	4	37
Full-time	25	3	28
Part-time	8	1	9
TOTAL	115	69	184



FALL 2015 FACULTY