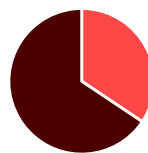


UNDERGRADUATES: 5,935

22% OF ALL UMD UNDERGRADUATES

Race/Ethnicity	Female	Male	TOTAL
White:U.S.	832	1,867	2,699
Black or African American:U.S.	265	329	594
Asian:U.S.	568	1,030	1,598
American Indian or Alaska Native:U.S.	2	3	5
Native Hawaiian or Other Pacific Islander:U.S.	-	7	7
Hispanic:U.S.	143	259	402
Unknown:U.S.	35	44	79
Two or More:U.S.	103	164	267
Foreign	92	192	284
TOTAL	2,040	3,895	5,935



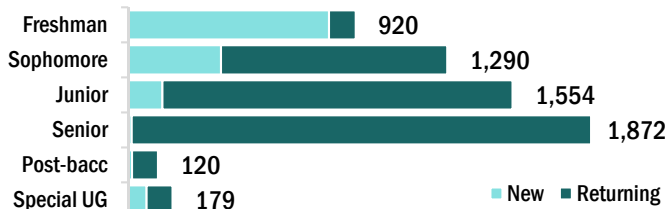
34% Female
66% Male



48% Minority:U.S.
5% International



89% Full-time
11% Part-time



1-YEAR RETENTION RATE (FALL 2014 COHORT)



NEW FIRST-TIME STUDENTS: 1,074

27% OF ALL UMD NEW FIRST-TIME STUDENTS



37% Female
63% Male



51% Minority:U.S.
3% International

SAT SCORES:	MATH	CRITICAL READING	COMBINED MATH + READING
	25 TH PERCENTILE	650	610
75 TH PERCENTILE	750	710	1440

AVERAGE HIGH SCHOOL WEIGHTED GPA: 4.33

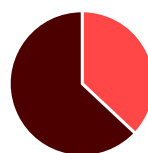
87% ENTERED UMD WITH COLLEGE CREDIT.

AVERAGE NO. OF CREDITS TRANSFERRED: 23.6

GRADUATE STUDENTS: 1,349

13% OF ALL UMD GRADUATE STUDENTS

Race/Ethnicity	Female	Male	TOTAL
White:U.S.	239	373	612
Black or African American:U.S.	22	17	39
Asian:U.S.	37	43	80
American Indian or Alaska Native:U.S.	1	-	1
Native Hawaiian or Other Pacific Islander:U.S.	-	-	-
Hispanic:U.S.	13	20	33
Unknown:U.S.	18	22	40
Two or More:U.S.	9	14	23
Foreign	160	361	521
TOTAL	499	850	1,349



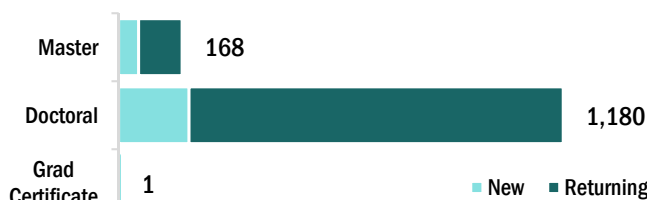
37% Female
63% Male



13% Minority:U.S.
39% International



91% Full-time
9% Part-time



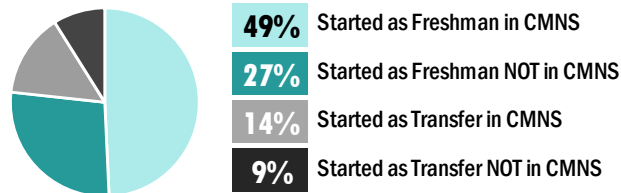
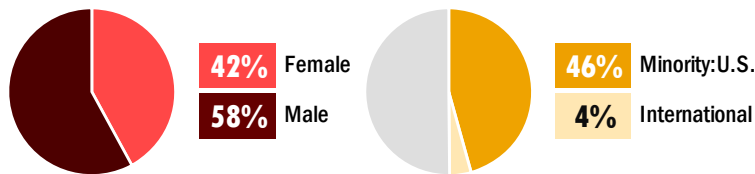
FALL 2015 ENROLLMENTS

COLLEGE OF COMPUTER, MATHEMATICAL, AND NATURAL SCIENCES

FY2015 DEGREES AWARDED

BACHELOR'S DEGREES: 1,184

17% OF ALL UMD BACHELOR'S DEGREES



4-YEAR GRADUATION RATE (FALL 2011 COHORT)

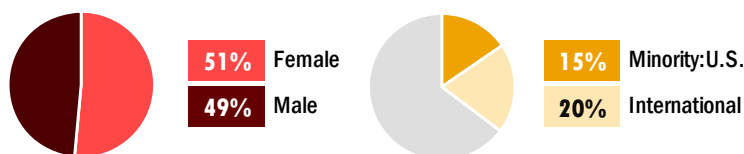


6-YEAR GRADUATION RATE (FALL 2009 COHORT)



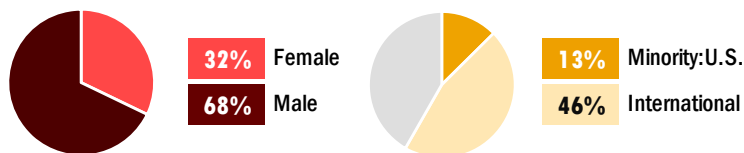
MASTER'S DEGREES: 136

5% OF ALL UMD MASTER'S DEGREES



DOCTORAL DEGREES: 199

29% OF ALL UMD DOCTORAL DEGREES



FALL 2015 FACULTY

FACULTY: 1,141

26% OF ALL UMD FACULTY

	Female	Male	TOTAL
Faculty - Primarily Instruction	97	319	416
Full-time	81	300	381
Part-time	16	19	35
Faculty - Primarily Research	205	520	725
Full-time	174	441	615
Part-time	31	79	110
TOTAL	302	839	1,141

